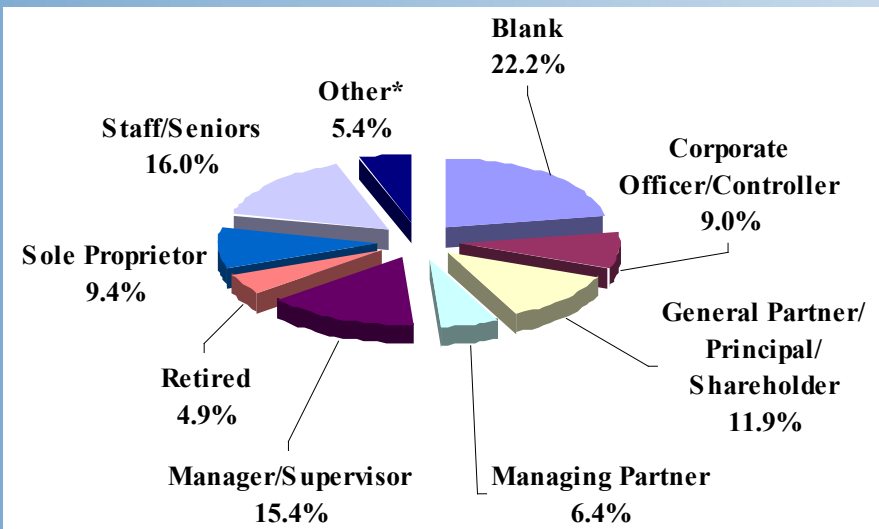


Membership Demographics...



The MA Board of Public Accountancy estimates there are approximately 16,000 CPAs licensed in Massachusetts; 1,200 - 1,500 accounting firms (this does not include sole practitioners). **The Society services 1,863 public firms (including sole practitioners) and 1,870 business & industry organizations.**



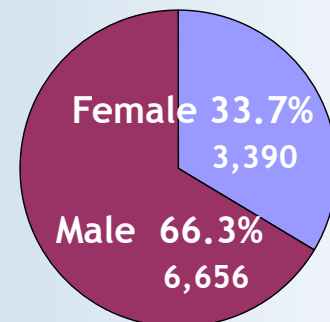
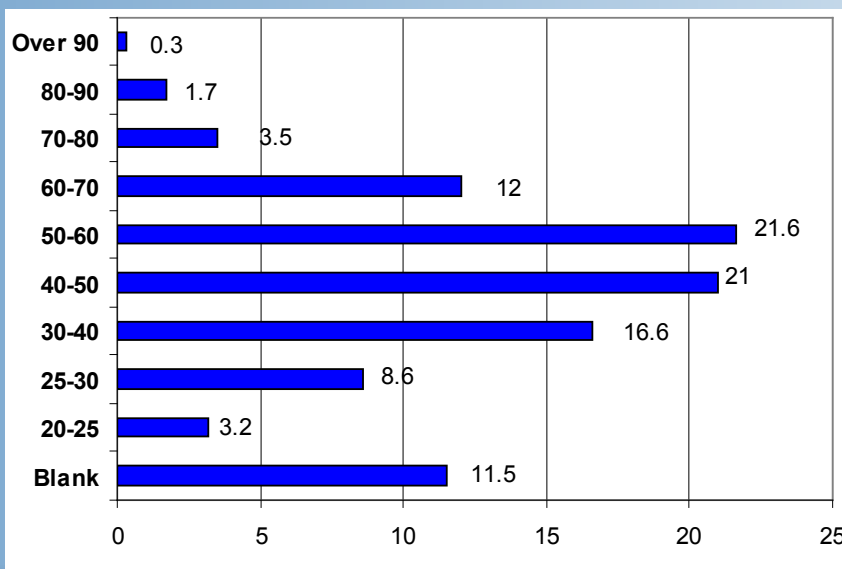
*Other includes small percentages of Attorneys, Consultants, Faculty, Leave-of-Absence and Presidents.

Member General Business:

- 12.1% Other*
- 1.3% Educational Institution
- 20.2% General Industry
- .9% Government Agency
- 65.5% Public Accounting
 - 43.8% Multiple Owners
 - 21.6% Big 4 Firm
 - 19.2% Sole Proprietor
 - 11.7% Regional Firm
 - 3.7% National Firm

*Other includes members who are retired, unemployed, taking a leave-of-absence, no firm affiliation, etc.

82.9% of the Society's membership holds a license in Massachusetts.



The MSCPA currently represents over 10,000 CPAs and accounting professionals from a variety of backgrounds. Feel welcome to call the Society for more specific demographical breakdowns.
Current as of November 2009